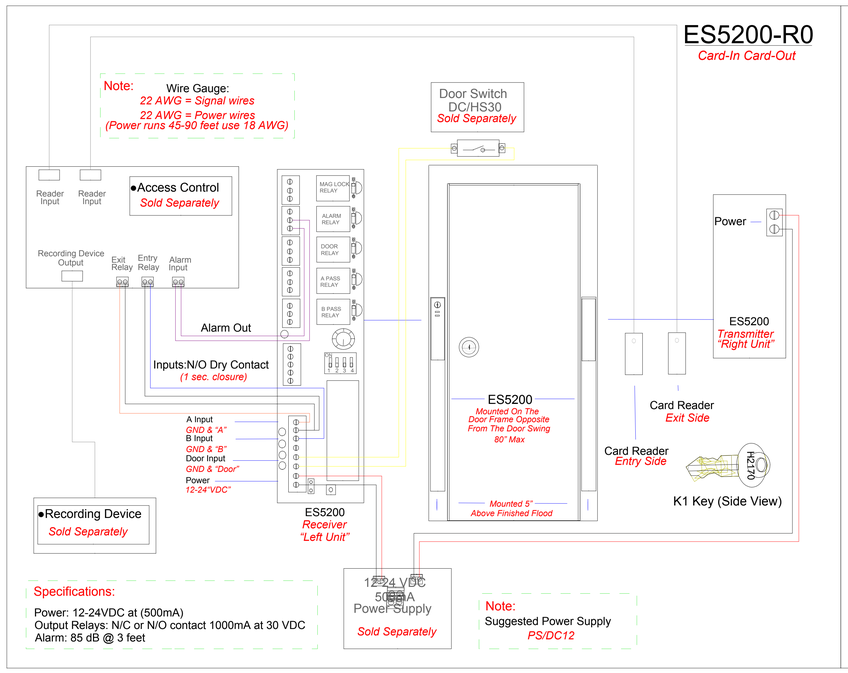
ES5200-R0
Card-In Card-Out
Note:
Wire Gauge:
22 AWG = Signal wires
22 AWG = Power wires
(Power runs 45-90 feet use 18 AWG)
Door Switch
DC/HS30
Sold Separately
Reader Input
Reader Input
●Access Control
Sold Separately
Recording Device Output
Exit Relay
Entry Relay
Alarm Input
MAG LOCK RELAY
ALARM RELAY
DOOR RELAY
A PASS RELAY
B PASS RELAY
Power
ES5200
Transmitter
"Right Unit"
Alarm Out
Inputs:N/O Dry Contact
(1 sec. closure)
ES5200
Mounted On The
Door Frame Opposite
From The Door Swing
80" Max
Card Reader
Exit Side
Card Reader
Entry Side
H2170
K1 Key (Side View)
A Input
GND & "A"
B Input
GND & "B"
Door Input
GND & "Door"
Power
12-24"VDC"
●Recording Device
Sold Separately
ES5200
Receiver
"Left Unit"
Mounted 5"
Above Finished Flood
12-24 VDC
500mA
Power Supply
Sold Separately
Specifications:
Power: 12-24VDC at (500mA)
Output Relays: N/C or N/O contact 1000mA at 30 VDC
Alarm: 85 dB @ 3 feet
Note:
Suggested Power Supply
PS/DC12

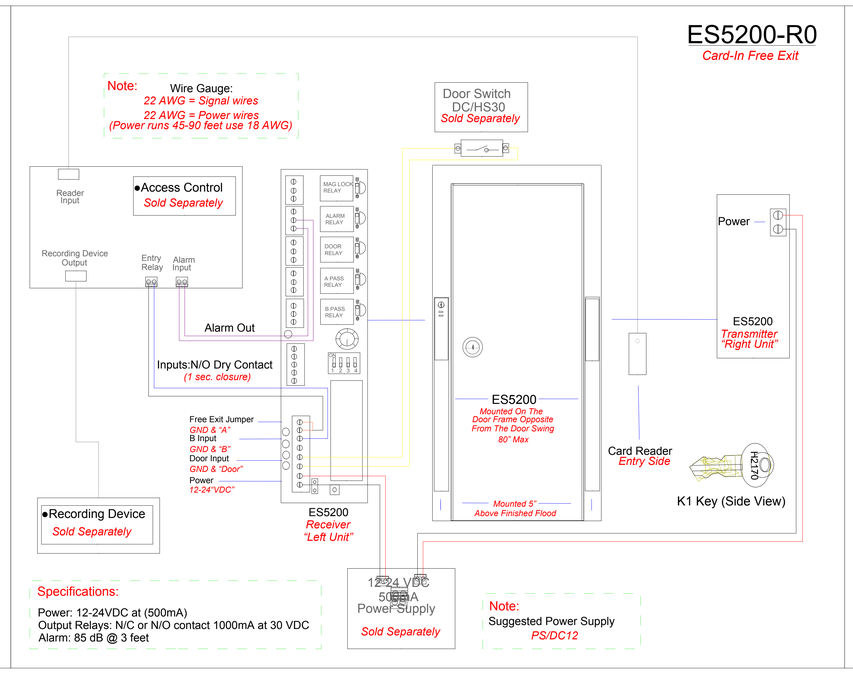
ES5200-R0
Card-In Free Exit
Note:
Wire Gauge:
22 AWG = Signal wires
22 AWG = Power wires
(Power runs 45-90 feet use 18 AWG)
Door Switch
DC/HS30
Sold Separately
Reader Input
●Access Control
Sold Separately
Recording Device Output
Entry Relay
Alarm Input
MAG LOCK RELAY
ALARM RELAY
DOOR RELAY
A PASS RELAY
B PASS RELAY
Power
ES5200
Transmitter
"Right Unit"
Alarm Out
Inputs:N/O Dry Contact
(1 sec. closure)
ES5200
Mounted On The
Door Frame Opposite
From The Door Swing
80" Max
Card Reader
Entry Side
H2170
K1 Key (Side View)
Free Exit Jumper
GND & "A"
B Input
GND & "B"
Door Input
GND & "Door"
Power
12-24"VDC"
●Recording Device
Sold Separately
ES5200
Receiver
"Left Unit"
Mounted 5"
Above Finished Flood
12-24 VDC
500mA
Power Supply
Sold Separately
Specifications:
Power: 12-24VDC at (500mA)
Output Relays: N/C or N/O contact 1000mA at 30 VDC
Alarm: 85 dB @ 3 feet
Note:
Suggested Power Supply
PS/DC12

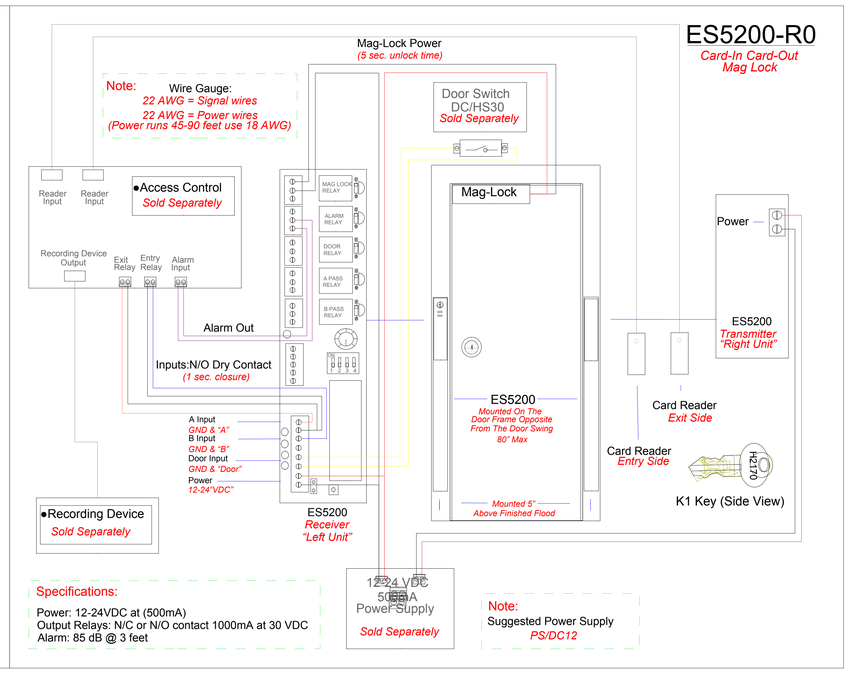
ES5200-R0
Card-In Card-Out
Mag Lock
Mag-Lock Power
(5 sec. unlock time)
Note:
Wire Gauge:
22 AWG = Signal wires
22 AWG = Power wires
(Power runs 45-90 feet use 18 AWG)
Door Switch
DC/HS30
Sold Separately
Reader Input
Reader Input
●Access Control
Sold Separately
Recording Device Output
Exit Relay
Entry Relay
Alarm Input
MAG LOCK RELAY
ALARM RELAY
DOOR RELAY
A PASS RELAY
B PASS RELAY
Mag-Lock
Power
ES5200
Transmitter
"Right Unit"
Alarm Out
Inputs:N/O Dry Contact
(1 sec. closure)
ES5200
Mounted On The
Door Frame Opposite
From The Door Swing
80" Max
Card Reader
Exit Side
Card Reader
Entry Side
H2170
K1 Key (Side View)
A Input
GND & "A"
B Input
GND & "B"
Door Input
GND & "Door"
Power
12-24"VDC"
●Recording Device
Sold Separately
ES5200
Receiver
"Left Unit"
Mounted 5"
Above Finished Flood
12-24 VDC
500mA
Power Supply
Sold Separately
Specifications:
Power: 12-24VDC at (500mA)
Output Relays: N/C or N/O contact 1000mA at 30 VDC
Alarm: 85 dB @ 3 feet
Note:
Suggested Power Supply
PS/DC12